



## PARASOLEIL DATA SHEET

# PSO Series Installation Hardware

Parasoleil's standard offset hardware combines beauty, utility, and durability to offer an elegant installation solution for a wide range of vertically mounted applications. With subtly expressed the fasteners in a face-mounted assembly, this system standardizes the installation process, increases corrosion-resistant and enhances the overall aesthetic of the installation.

Tamper-resistant fasteners are recommended for high traffic, public areas while the flush mount fastener option is an excellent alternative for zero-profile facemounted applications.

### BENEFITS & FEATURES

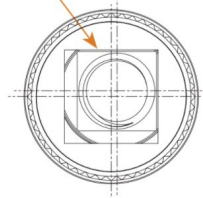
- Universal design for attachment of aluminum panels up to 1/4" thick (US Patent Pending)
- Easy three-step installation
- Universal factory cut fastener holes in panels ensure consistent fastening point and panel spacing
- Adjustable for inconsistent field conditions
- Attaches to most substrates (steel, concrete, wood, aluminum, masonry)
- Suitable for interior and exterior applications
- Easy removal and replacement as needed'

### SPECIFICATIONS

- 1/8" A36 steel plate
- Panels stand-off 2" from substrate
- Available in Graftone™, Nimbus™, and Raven™ as standard finishes, any other finishes are considered custom
- Zinc Primer for maximum adhesion and corrosion resistance
- Floating self-clinching nut: .250 - 20 thread count
  - Carbon steel, zinc plated
- 400 lb push out force



PEM® Double Squares registered trademark.



**Float** - .015"/0.38 mm minimum, in all directions from center, .030"/0.76 mm total.




# Parasoleil

303.589.4524  
hello@parasoleil.com  
[parasoleil.com](http://parasoleil.com)

All Parasoleil patterns are protected under copyright © law. Copying, modifying, or any unauthorized use of these patterns is strictly prohibited.

## PARASOLEIL DATA SHEET

# PSO Series Installation Hardware



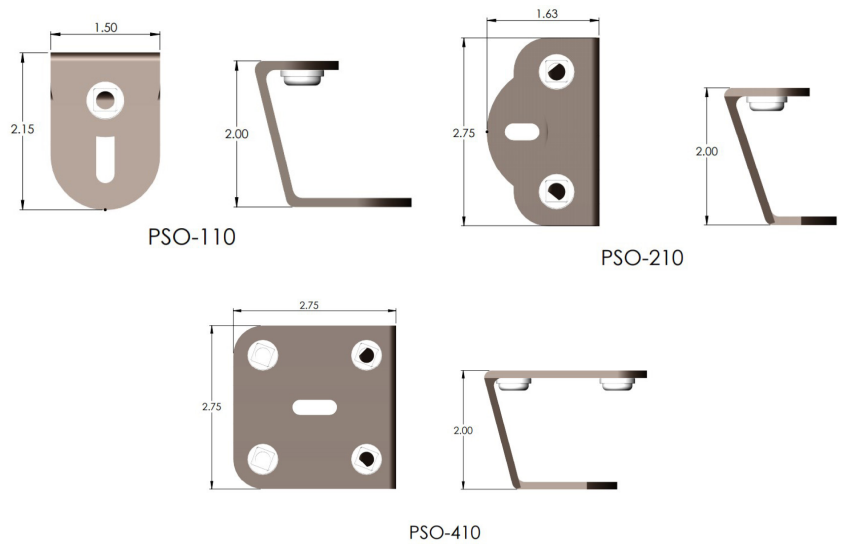
### FASTENER OPTIONS

1. Tamper Resistant Button Head 5/32" Hex Head Fastener
  - a. 1/4" - 20 x 3/4" long
  - b. Fastener head to color coordinate with panel powdercoat finish
2. Flat Head Philips screw - Flush Mount
  - a. 1/4" - 20 x 3/4" long - 100° bevel
  - b. Machine drilled bevel for each fastener hole in panel (1/8" minimum panel thickness)
  - c. Fastener head to color coordinate with panel powdercoat finish



### STRUCTURAL RECOMMENDATIONS

- 24" on center max. recommended bracket spacing along panel edges
- High wind conditions require additional support and/or thicker brackets
- Contact local building department for the most accurate wind load information for your area



# Parasoleil

303.589.4524  
hello@parasoleil.com  
[parasoleil.com](http://parasoleil.com)

All Parasoleil patterns are protected under copyright © law. Copying, modifying, or any unauthorized use of these patterns is strictly prohibited.

### QUESTIONS?

Contact Parasoleil for complete specifications, installation requirements and warranty coverage.